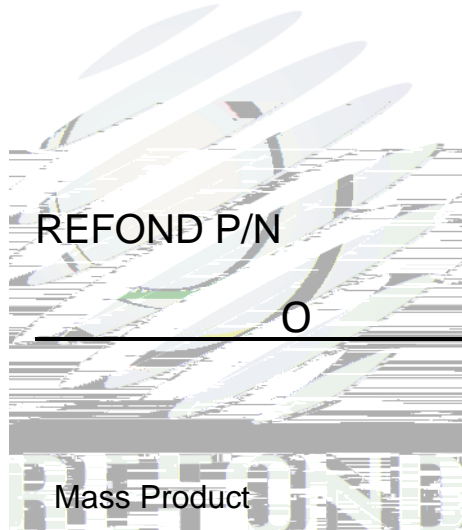


SPECIFICATION



Contents


1. Description

1.1 General Description	3
1.2 Features	3
1.3 Application	3
1.4 Package Dimension	



1. Description

1.1 General Description



This production use the Copper substrate and glass package outline size 25X50X5.9mm

1.2 Features

Copper substrate and glass package.

Viewing angle: 60° .

RoHS compliant.

Package: 1 pcs/bag.



1.3 Application

UV Curing.

UV Ink Curing.

UV printing.

Ultraviolet disinfection.

General use.

1.4 Package Dimension

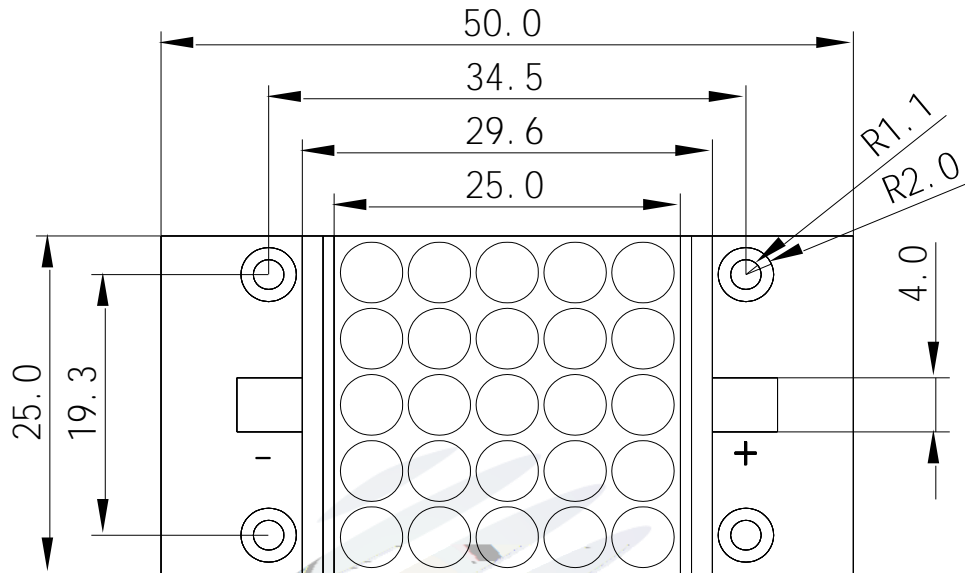


Fig.1-1 Top view



Fig.1-2 Side view

Notes

All dimensions units are millimeters.

All dimensions tolerances are $\pm 0.2\text{mm}$ unless otherwise noted.

1.5 Product Parameters

Table 1-1 Electrical / Optical Characteristics at Ts=25°C

Item	Symbol	Test Condition	Code	Value			Unit
				Min.	Typ	Max.	
Forward Voltage	V _F	I _F =5.5A	C02	30	---	40	V
			C03	40	---	50	
Enitting Area Size	S	---	---	25*25			mm
Chip connection Arrangement	----	----	----	10S10P			---

Total radiant flux
!
RT25E9-COBUBP





1.6 Typical optical characteristics curves

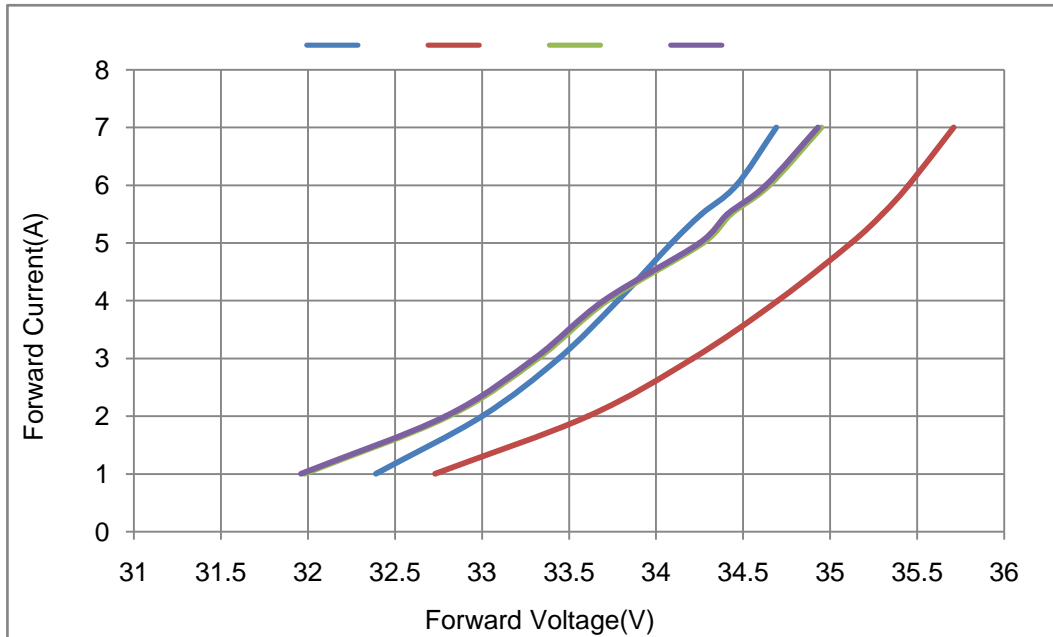


Fig.1- Forward Voltage Vs. Forward Current

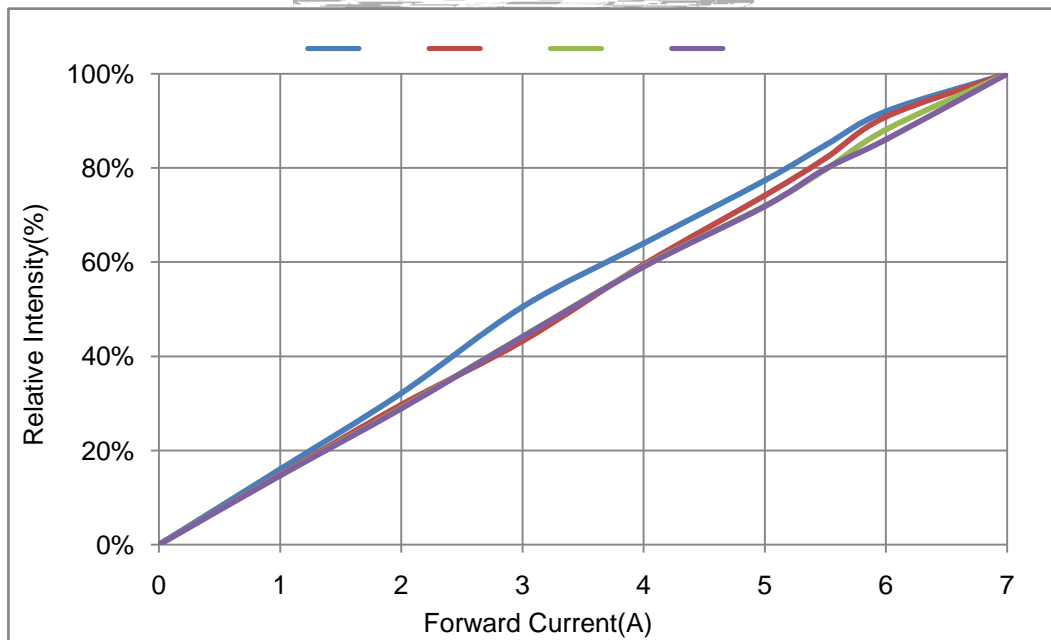


Fig.2- Forward Current Vs. Relative Power

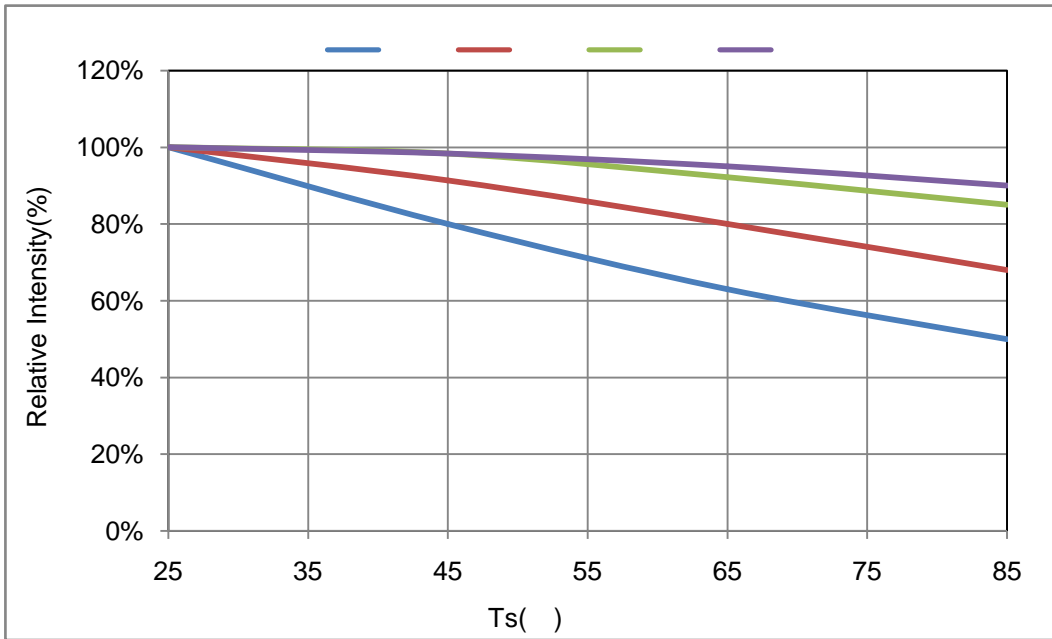


Fig.3-Solder Temperature VS. Relative Power

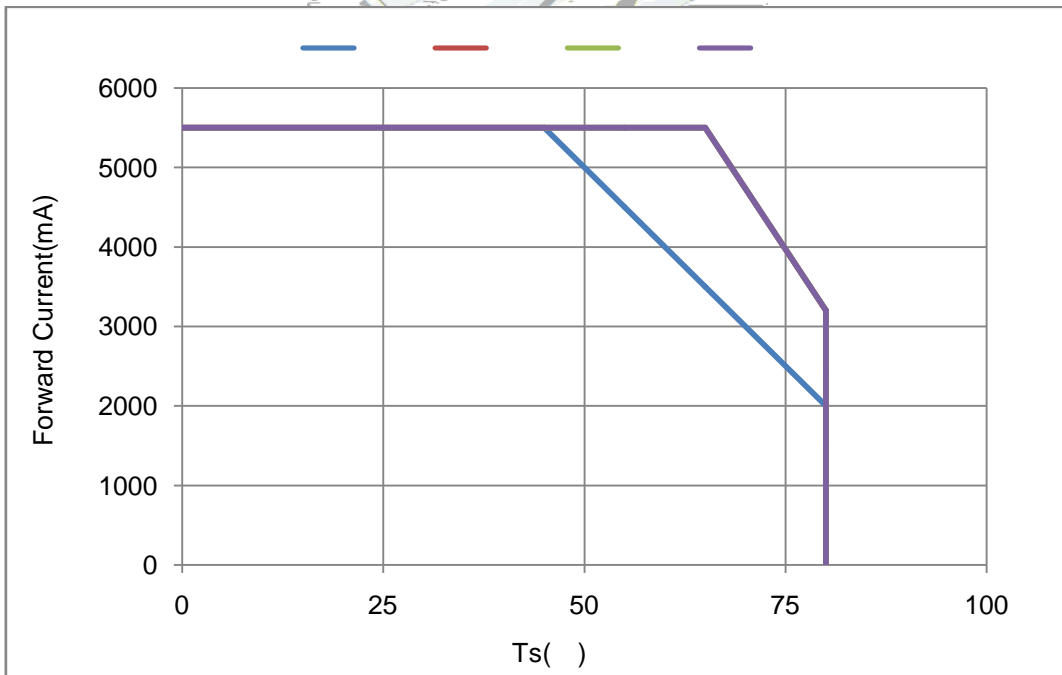


Fig.4-Ts Temperature VS. Forward Current

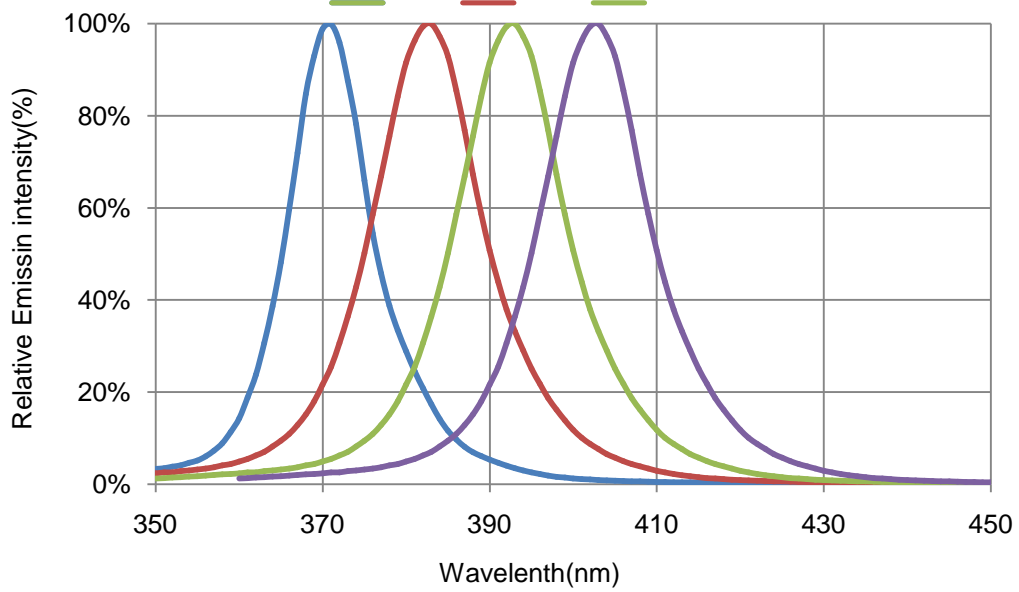


Fig.5-Spectrum Distribution



2. Packaging

2.1 Packaging Specification

Package: 1pcs/bag.

2.1.1 Label Form Specification

Label Form Specification

Fig. 2-1 Label Form Specification



2.2

2.3 Reliability Test Items And Conditions

Table 2-3 Reliability Test Items And Conditions

Test Items	Ref.Standard	Test Condition	Time	Quantity	Ac/Re	
Thermal Shock	JESD22-A106	-40	15min	100 Cycles	10Pcs.	0/1
		100	15min			
Life Test	JESD22-A108					



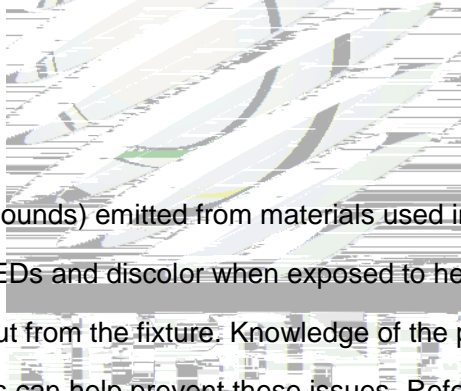
3. Handling Precautions

3.1 Handling Precautions

(1) LED operating environment and sulfur element composition cannot be over 100PPM in the LED mating usage material. This is provided for informational purposes only and is not a warranty or endorsement.

LED

(2) In order to prevent external material from getting into the inside of LED, which may cause the malfunction of LED, the single content of Bromine element is required to be less than 900PPM, the single content of Chlorine element is required to be less than 900PPM, the total content of Bromine element and Chlorine element in the external materials of the application products is required to be less than 1500PPM. This is provided for informational purposes only and is not a warranty or endorsement.



(3) VOCs (Volatile organic compounds) emitted from materials used in the construction of fixtures can penetrate silicone encapsulants of LEDs and discolor when exposed to heat and photonic energy. The result can be a significant loss of light output from the fixture. Knowledge of the properties of the materials selected to be used in the construction of fixtures can help prevent these issues. Refond advises against the use of any chemicals or materials that have been found or are suspected to have an adverse effect on device performance or reliability. To verify compatibility, Refond recommends that all chemicals and materials be tested in the specific application and environment for which they are intended to be used. Attaching LEDs, do not use adhesives that outgas organic vapor.

(4) Handle the component along the side surface by using forceps or appropriate tools; Do not directly touch or Handle the silicone lens surface, it may damage the internal circuitry.

(5) In designing a circuit, the current through each LED can not exceed the absolute maximum rating specified for each LED. In the meanwhile, resistors for protection should be applied, otherwise slight voltage shift will cause big current change, burn out may happen. The driving circuit must be designed to allow forward voltage only when it is ON or OFF. If the reverse voltage is applied to LED, migration can be generated resulting in LED damage.

(6) Thermal Design is paramount importance because heat generation may result in the Characteristics decline, such as brightness decreased, Color change and so on. Please consider the heat generation of the LEDs when making the system design.

LED

Luminous Intensity decreased radically, if LEDs worked in hot environment for a long time, they will be disabled easily. When LEDs are working in a closed array, we suggest surface temperature should be lower than 45 temperature should be lower than 65 .

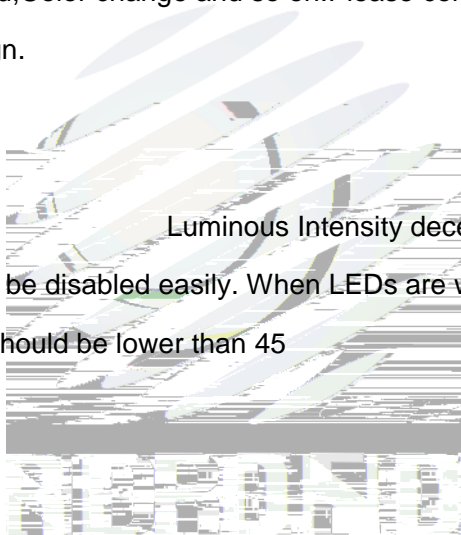


Table 3-1 Storage

Conditions		Temperature	Humidity	Time
Storage	Before Opening Aluminum Bag	30	75%	Within 1 Year From Date
	After Opening Aluminum Bag	30	60%	24hours 24
Baking		60 5	-	24hours 24


(8) If the moisture absorbent material silica gel has faded away or the LEDs have exceeded the storage time, baking treatment should be performed after unpacking and based on the following condition 65 5 for above 24 hours.

If the package is flatulence or damaged, please notify the sales staff to assist.

(9) Similar to most Solid state devices; LEDs are sensitive to Electro-Static Discharge (ESD) and Electrical Over Stress (EOS).

(10) When using this product, you need to take good care to prevent it from causing harm to eyes and human body.

(11) Other points for attention, please refer to our relevant information.





Declare

This specification is written both in English and in Chinese and the latter is formal.